



**William Hackett**

*Lifting Products Limited*



**OFFSHORE PRODUCTS**

# ***William Hackett 75t Test Bed***

In 2020 William Hackett Lifting Products (WHLP) commissioned the design, manufacture and installation of a 75t capacity dynamic hoist testing machine. All WHLP hoists from 250kg up to 50,000kg WLL are dynamically load tested following their manufacture in the UK.



# Contents

Grade 8 Master Links . . . . .	2
Grade 8 Quad Assemblies . . . . .	3
Grade 8 Master Links with Handles . . . . .	4
Zinc Tough™ Technology . . . . .	5
Grade 8 Welded Chain Slings . . . . .	6
William Hackett Grade 8 Mechanically Assembled Chain Slings . . . . .	7
Grade 8 Master Links and Quad Assemblies . . . . .	8
Grade 8 Omega Link . . . . .	9
Grade 8 Dacromet Corrosion Protection Connectors . . . . .	10
Marine Grade 8 Lifting Chain . . . . .	11
Grade 8 Shackle . . . . .	12
William Hackett Offshore Swivel Hoist Ring . . . . .	13
Grade 8 Eye Self Locking Hook . . . . .	14
Grade 8 Swivel Self Locking Hook . . . . .	15
ROV Anchor Shackle with Fishtail Handle and Safety Pin . . . . .	16
ROV Anchor Shackle with D-Handle and Safety Pin . . . . .	17
ROV Anchor Shackle Safety Pin . . . . .	18
ROV Eye Sling Hook . . . . .	19
ROV Shank Hook . . . . .	20
Snatch Block with Captive Shackle . . . . .	21
Jaw + Jaw Contact Angular Swivel . . . . .	22
Eye + Eye Contact Angular Swivel . . . . .	23
Jaw + Eye Contact Angular Swivel . . . . .	24
Quad Pawl Technology . . . . .	25
William Hackett Chain Hoists . . . . .	26-27
William Hackett Lever Hoists . . . . .	28-29
WH ROV SS-C4 QP Subsea Chain Hoist . . . . .	30
William Hackett Beam Clamps . . . . .	31
Corrosion Protected Coatings Technology . . . . .	32



**PRODUCT SUPPORT:** William Hackett is fully committed to providing its customers with technical and service support through the product lifecycle, including the availability of spares and replacement components.

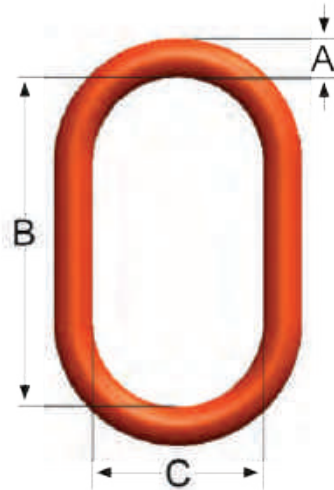
All statements, technical information, advice and recommendations contained within this brochure are believed to be reliable, although no guarantee is given as to their accuracy and/or completeness. The user of our products must determine the suitability of the products for their own particular purpose, either alone or in combination with other products and shall assume all risk and liability in connection with those decisions. Whilst every effort has been made to ensure accuracy in relation to the content of tables, the information contained does not form any part of any contract.

Please consider the environment when it comes to disposing of this brochure. Please recycle when you are finished with this item. For more information please visit: [www.recycle-more.co.uk](http://www.recycle-more.co.uk)

## HA Master Links OS+

### KEY FEATURES:

- **FACTOR OF SAFETY:** 5 : 1
- **AVERAGE IMPACT ENERGY (CHARPY)**  
42 Joules minimum impact resistance at -40°C up to 50mm diameter
- **TEMPERATURE RANGE** is -40° C to + 200°C
- **EMBOSSING:** As per Description column (HA16ML OS+) and Batch Number.
- **AVAILABLE** in Zinc Tough™, Painted, and Zinc Tough™ and Painted



### Metric Specifications

Description	A mm	B mm	C mm	WLL t	Mass kg
HA16ML OS+	16.0	150	75	4.10	0.68
HA22MLS OS+	22.0	162	90	11.00	1.47
HA22ML OS+	22.0	270	140	7.00	2.28
HA25ML OS+	25.5	270	140	9.30	3.11
HA28MLS OS+	28.0	200	110	19.50	2.95
HA28ML OS+	28.0	270	140	14.50	3.78
HA32ML OS+	32.0	270	140	19.00	5.02
HA36ML OS+	36.0	270	140	26.00	6.46
HA40ML OS+	40.0	280	155	30.50	8.46
HA45ML OS+	45.0	320	175	40.00	12.18
HA50ML OS+	50.0	350	195	51.00	16.54
HA65ML OS+	65.0	410	220	75.00	33.02
HA75ML OS+	75.0	450	250	100.00	48.98
HA90ML*	90.0	500	300	150.00	86.00
HA120ML*	120.0	610	410	250.00	197.00

### Imperial Specifications

Description	A inch	B inch	C inch	WLL lbs	Mass lbs
HA16ML OS+	5/8	6	3	9,038	1.50
HA22MLS OS+	7/8	6-1/2	3-5/8	24,250	3.24
HA22ML OS+	7/8	10-3/4	5-5/8	15,432	5.03
HA25ML OS+	1	10-3/4	5-5/8	20,503	6.86
HA28MLS OS+	1-1/8	8	4-3/8	42,990	6.50
HA28ML OS+	1-1/8	10-3/4	5-5/8	31,967	8.33
HA32ML OS+	1-1/4	10-3/4	5-5/8	41,887	11.07
HA36ML OS+	1-7/16	10-3/4	5-5/8	57,320	14.29
HA40ML OS+	1-9/16	11	6	67,240	18.65
HA45ML OS+	1-3/4	12-3/4	7	88,184	26.85
HA50ML OS+	2	14	7-3/4	112,436	36.46
HA65ML OS+	2-9/16	16-9/64	8-21/32	165,347	72.80
HA75ML OS+	2-61/64	18	10	220,462	108.00
HA90ML*	3-5/8	21	12-1/2	330,693	189.59
HA120ML*	4-3/4	24	16-3/8	551,156	434.31



Type Approval No. TAS000013Z Rev. 3

Designed and manufactured in accordance with:

DNV2.7-1, DNV2.7-3,  
BSEN ISO 10855-2,  
EN1677-4, ASME B30.26  
and API-2CCU - Aug. 2017

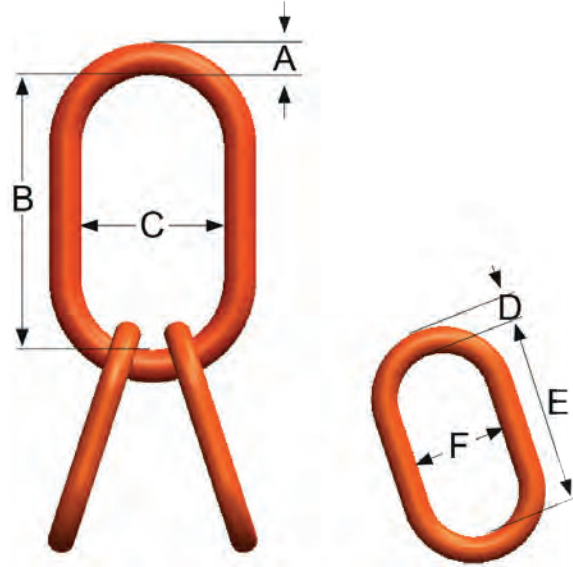
Click [here](#) for product information

\*Certified on a batch basis to the requirements of DNV 2.7-1

## HA Quad Assemblies OS+

### KEY FEATURES:

- **FACTOR OF SAFETY:** 5 : 1
- **AVERAGE IMPACT ENERGY (CHARPY)**  
42 Joules minimum impact resistance at -40°C up to 50mm diameter
- **TEMPERATURE RANGE** is -40° C to + 200°C
- **EMBOSSING:** As per Description column (HA16QA OS+) and Batch Number.
- **AVAILABLE** in Zinc Tough™, Painted, and Zinc Tough™ and Painted



### Metric Specifications

Description	A mm	B mm	C mm	D mm	E mm	F mm	WLL t	Mass kg
HA16QA OS+	16.0	150	75	14.5	125	60	4.10	1.62
HA22QA OS+	22.0	162	90	22.0	162	90	11.00	4.41
HA23QA OS+	22.0	270	140	22.0	162	90	7.00	5.22
HA25QA OS+	25.5	270	140	22.0	162	90	9.30	6.05
HA26QA OS+	28.0	200	110	22.0	162	90	14.50	6.73
HA28QAS OS+	28.0	270	140	22.0	162	90	14.50	5.89
HA32QA OS+	32.0	270	140	28.0	200	110	19.00	10.92
HA36QA OS+	36.0	270	140	28.0	200	110	26.00	12.35
HA40QA OS+	40.0	280	155	32.0	270	140	30.50	18.50
HA45QA OS+	45.0	320	175	36.0	270	140	40.00	25.09
HA50QA OS+	50.0	350	195	45.0	320	175	51.00	40.89
HA65QA OS+	65.0	410	220	50.0	350	195	75.00	66.10
HA75QA OS+	75.0	450	250	65.0	410	220	100.00	115.02
HA90QA*	90.0	500	300	70.0	400	200	150.00	164.10

### Imperial Specifications

Description	A inch	B inch	C inch	D inch	E inch	F inch	WLL lbs	Mass lbs
HA16QA OS+	5/8	6	3	9/16	4-15/16	2-3/8	9,038	3.57
HA22QA OS+	7/8	6-1/2	3-5/8	7/8	6-3/8	3-9/16	24,250	9.72
HA23QA OS+	7/8	10-3/4	5-5/8	7/8	6-3/8	3-9/16	15,432	11.50
HA25QA OS+	1	10-3/4	5-5/8	7/8	6-3/8	3-9/16	20,503	13.33
HA26QA OS+	1-1/8	8	4-3/8	7/8	6-3/8	3-9/16	42,990	14.83
HA28QAS OS+	1-1/8	10-3/4	5-5/8	7/8	6-3/8	3-9/16	31,967	12.98
HA32QA OS+	1-1/4	10-3/4	5-5/8	1-1/8	7-7/8	4-5/16	41,887	24.07
HA36QA OS+	1-7/16	10-3/4	5-5/8	1-1/8	7-7/8	4-5/16	57,320	27.22
HA40QA OS+	1-9/16	11	6	1-1/4	10-5/8	5-1/2	67,240	40.78
HA45QA OS+	1-3/4	12-3/4	7	1-7/16	10-5/8	5-1/2	88,184	55.31
HA50QA OS+	2	14	7-3/4	1-3/4	12-5/8	6-7/8	112,436	90.14
HA65QA OS+	2-9/16	16-9/64	8-21/32	2	13-3/4	7-11/16	165,347	145.72
HA75QA OS+	2-61/64	18	10	2-9/16	16-1/8	8-11/16	220,462	253.57
HA90QA*	3-5/8	21	12-1/2	2-3/4	15-3/4	7-7/8	330,693	360.00



Type Approval No. TAS000013Z Rev. 3

Designed and manufactured in accordance with:

DNV2.7-1, DNV2.7-3,

BSEN ISO 10855-2,

EN1677-4, ASME B30.26

and API-2CCU - Aug. 2017

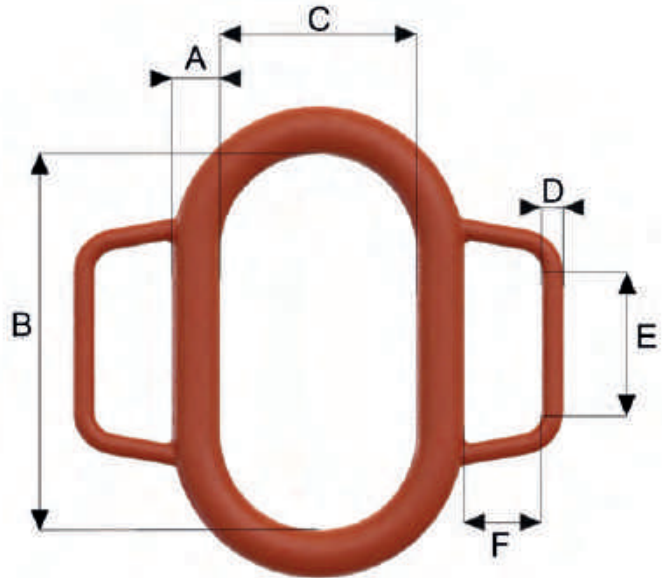
Click [here](#) for product information

\*Certified on a batch basis to the requirements of DNV 2.7-1

# Grade 8 Master Links with Handles

Designed specifically for the lifting and lowering of lifeboats.

- **FACTOR OF SAFETY:** 5 : 1
- **AVERAGE IMPACT ENERGY (CHARPY)**  
42 Joules minimum impact resistance at -40°C up to 50mm diameter
- **TEMPERATURE RANGE** is -40° C to + 200°C without reduction in WLL.
- **EMBOSSING:** As per Description column (HA-22 H8 OS+) and Batch Number (20C)
- **AVAILABLE** in Zinc Tough™



## Metric Specifications

Description	A mm	B mm	C mm	D mm	E mm	F mm	WLL t	Mass kg
HA22 H8 OS+	22.0	270	140	16	100	55	7.00	3.00
HA25 H8 OS+	25.5	270	140	16	100	55	9.30	3.84
HA28 H8 OS+	28.0	270	140	16	100	55	14.50	4.51
HA32 H8 OS+	32.0	270	140	16	100	55	19.00	5.75
HA36 H8 OS+	36.0	270	140	16	100	55	26.00	7.19

## Imperial Specifications

Description	A inch	B inch	C inch	D inch	E inch	F inch	WLL lbs	Mass lbs
HA22 H8 OS+	7/8	10-5/8	5-33/64	5/8	3-15/16	2-11/64	15,432	6.61
HA25 H8 OS+	1	10-5/8	5-33/64	5/8	3-15/16	2-11/64	20,503	8.46
HA28 H8 OS+	1-1/8	10-5/8	5-33/64	5/8	3-15/16	2-11/64	31,967	9.94
HA32 H8 OS+	1-1/4	10-5/8	5-33/64	5/8	3-15/16	2-11/64	41,888	12.67
HA36 H8 OS+	1-1/2	10-5/8	5-33/64	5/8	3-15/16	2-11/64	57,320	15.85

Designed and manufactured in accordance with:  
**DNV 2.7-1, EN1677-4, ASME B30.26**  
 and AS3776-2015  
 Click [here](#) for product information

William Hackett and McKinnon Chain have combined their technical knowledge and worked alongside a wide range of stakeholders, to develop Zinc Tough™ Technology. The Zinc Tough™ range of chain and master links supplied by William Hackett provides superior corrosion protection whilst complementing the steel's inherent resistance to hydrogen embrittlement (HE) and hydrogen assisted stress cracking (HASC), making them ideal for use in both marine and aquaculture applications within an offshore environment.

## What is hydrogen embrittlement (HE)?

Hydrogen embrittlement (HE) is the process by which metals such as steel become brittle and fracture under stress, this is due to the introduction and subsequent diffusion of hydrogen into the metal.

## Root causes of hydrogen embrittlement (HE)

For hydrogen embrittlement (HE) to take place, three elements are required: a source of hydrogen, material susceptibility (or hardness of the steel) and mechanical stresses.

## Root causes of Hydrogen embrittlement (HE)


For hydrogen embrittlement to take place, three elements are required: a source of Hydrogen, material susceptibility (or hardness of the steel) and mechanical stress.



## 1. Rust penetration below the powder coating @ 600 hours


### Powder coated surface standard link

Corrosion creeps beneath the powder coated layer. The powder coating flakes off easily.



## 2. Zinc Thermal Diffusion plus powder coated surface

No corrosion creepage. The powder coat layer remains intact.



## Benefits of

### ZINC TOUGH™ TECHNOLOGY



#### **Non interference with metallurgical properties**

The low temperature application of the coating process has no interference with hardness and toughness properties



#### **Zero risk to hydrogen embrittlement**

Many coating processes such as galvanizing and electroplating bring with them the risk of embrittlement. This process poses a zero risk of hydrogen embrittlement.



#### **Corrosion protection**

The Zinc-iron alloy coating is a sacrificial coating providing galvanic protection.



#### **Excellent bonding surface and spark free**

The zinc layers are spark free and provide an excellent bonding surface and is ideal for powder coating.



#### **Abrasion resistant**

The coating of 30-40µ in thickness is highly abrasion resistant.



#### **Environmentally friendly process**

Zinc thermal diffusion is an environmental friendly process (a non-toxic, heavy metal free process with minimum waste).

# Grade 8 Welded Chain Slings

The working load limit of DNV 2.7-1 compliant chain slings that are used with DNV 2.7-1 containers are adjusted using the enhancement factors detailed below to give the maximum gross weight of the container to be lifted.

William Hackett design and supply DNV Grade 8 welded chain slings that can be provided for bespoke design and as standard configurations from stock.

- Available in painted, Zinc-Tough™ plus Zinc-Tough™ and painted.



**Type Approvals TAS000013X Rev.1 and TAS00001RH**

**Designed and manufactured in accordance with: DNV ST-E271-2.7-1. Offshore Containers August 2017.**

**DNV ST-E273-2.7-3. Portable Offshore Units December 2016.**

**EN818-4 Short Link Chain for Lifting Purposes – Safety – Part 4:**

**Chain Slings – Grade 8.**

**ISO 10855-2:2018 Offshore Containers and Associated Lifting Sets – Part 2:**

**Design, manufacture and testing of lifting sets.**

**Click [here](#) for product information**

## Welded Chain Sling Working Load Limits (WLL)

Description	Angle	Max. WLL t	Enhance Factor	Container MGW kg
13mm x 2 leg Set (2 x 2 leg)	30°	13.76	1.586	8,700
13mm x 2 leg Set (2 x 2 leg)	45°	11.26	1.732	6,500
16mm x 2 leg Set (2 x 2 leg)	30°	20.78	1.230	16,900
16mm x 2 leg Set (2 x 2 leg)	45°	16.95	1.413	12,000
20mm x 2 leg Set (2 x 2 leg)	30°	27.59	1.104	25,000
20mm x 2 leg Set (2 x 2 leg)	45°	26.50	1.114	23,800
<b>4 leg</b>				
13mm x 4 leg	30°	13.76	1.586	8,700
13mm x 4 leg	45°	11.26	1.732	6,500
16mm x 4 leg	30°	20.78	1.230	16,900
16mm x 4 leg	45°	16.95	1.413	12,000
20mm x 4 leg	30°	27.59	1.104	25,000
20mm x 4 leg	45°	26.50	1.114	23,800
<b>5 leg</b>				
13mm x 5 leg	30°	13.76	1.586	8,700
13mm x 5 leg	45°	11.26	1.732	6,500
16mm x 5 leg	30°	20.78	1.230	16,900
16mm x 5 leg	45°	16.95	1.413	12,000
20mm x 5 leg	30°	27.59	1.104	25,000
20mm x 5 leg	45°	26.50	1.114	23,800

# William Hackett Grade 8 Mechanically Assembled Chain Slings

The working load limit of DNV 2.7-1 compliant chain slings that are used with DNV 2.7-1 containers are adjusted using the enhancement factors detailed below to give the maximum gross weight of the container to be lifted.

William Hackett are the first manufacturer to be type approved by DNV for the design, assembly and supply of DNV Grade 8 mechanically assembled chain slings. DNV Grade 8 mechanically assembled chain slings can be supplied against bespoke designs from stock in the UK in both 2 leg and 4 leg configurations using chain sizes of 13mm – 20mm up to a container mass gross weight of 25 tonnes.



**Type Approval TAS000005Z Rev. 3.**  
**Designed and manufactured in accordance with DNV ST-E271-2.7-1 Offshore Containers August 2017.**  
**DNV ST-E273-2.7-3 Portable Offshore Units December 2016.**  
**EN818-4 Short Link Chain for Lifting Purposes – Safety – Part 4:**  
**Chain Slings – Grade 8.**  
**ISO 10855-2:2018 Offshore Containers and Associated Lifting Sets – Part 2:**  
**Design, manufacture and testing of lifting sets.**  
 Click [here](#) for product information

## Mechanically Assembled Chain Slings Working Load Limits (WLL)

Description	Angle	Max. WLL t	Enhance Factor	Container MGW kg
13mm x 2 leg Set (2 x 2 leg) 13mm x 4 leg	30°	13.76	1.586	8,700
13mm x 2 leg Set (2 x 2 leg) 13mm x 4 leg	45°	11.26	1.732	6,500
16mm x 2 leg Set (2 x 2 leg) 13mm x 4 leg	30°	20.78	1.230	16,900
16mm x 2 leg Set (2 x 2 leg) 16mm x 4 leg	45°	16.95	1.413	12,000
20mm x 2 leg Set (2 x 2 leg) 20mm x 4 leg	30°	27.59	1.104	25,000
20mm x 2 leg Set (2 x 2 leg) 20mm x 4 leg	45°	25.45	1.125	22,600

# Grade 8 Master Links and Quad Assemblies

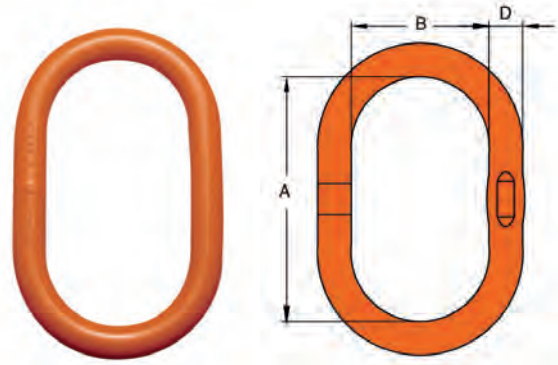


## DA Master Links and Quad Assemblies

William Hackett use YOKE DA Master Links and Quad Assemblies within their DNV mechanically assembled chain slings and the Offshore grade 8 chain sling systems.

William Hackett hold in stock diameters from 25mm up to 32mm (Master Links) and 25mm to 40mm (Quad Assemblies)

- **FACTOR OF SAFETY** 5:1
- **CHARPY TEST** of 42 Joules (31ft. lbs.) at -40°C (-40°F)
- **TEMPERATURE RANGE** is -40 to +200

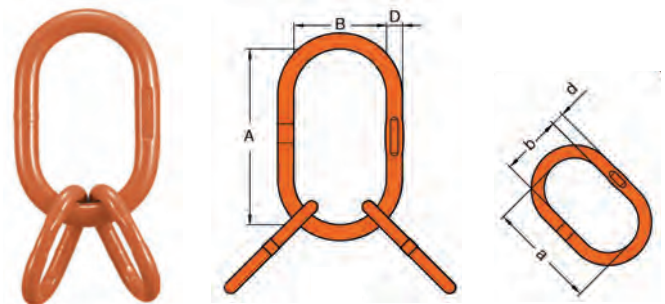


### Master Links Metric Specifications

Part Code	WLL t 0-45°	Dimensions mm			N.W. kg
		D	A	B	
DA-001F-251	11.5	25	275	145	3.1
DA-001F-28	13.0	28	275	145	3.9
DA-001F-32	17.1	32	275	145	5.1

### Master Links Imperial Specifications

Part Code	WLL lbs 0-45°	Dimensions inches			N.W. lbs
		D	A	B	
DA-001F-251	25,353	0.98	10.83	5.71	6.7
DA-001F-28	28,660	1.10	10.83	5.71	8.5
DA-001F-32	37,699	1.26	10.83	5.71	11.3



### Quad Assemblies Metric Specifications

Part Code	WLL t 0-45°	Dimensions						N.W. kg
		D	A	B	d	a	b	
DA-007F-251	8.9	25	275	145	19	160	90	5.2
DA-007F-28	12.9	28	275	145	22	180	100	7.1
DA-007F-32	17.0	32	275	145	25	210	115	10.0
DA-007F-40	28.1	40	300	160	32	275	145	19.2

### Quad Assemblies Imperial Specifications

Part Code	WLL lbs 0-45°	Dimensions						N.W. lbs
		D	A	B	d	a	b	
DA-007F-251	19,621	0.98	10.83	5.71	0.75	6.30	3.54	11.5
DA-007F-28	28,439	1.10	10.83	5.71	0.87	7.09	3.94	15.7
DA-007F-32	37,478	1.26	10.83	5.71	0.98	8.27	4.53	22.00
DA-007F-40	61,949	1.57	11.81	6.30	1.26	10.83	5.71	42.40



Type Approval No. TAS00002SZ

Designed and manufactured in accordance with:

DNV 2.7-1 and DNV 2.7-3

BSEN ISO 10855-2 and EN1677-4

Click [here](#) for product information

# Grade 8 Omega Link



## DA Omega Link

### KEY FEATURES:

- **CHARPY CERTIFICATION** supplied for the DA Omega Link 42 Joules (31ft. lbs.) @ -20°C.
- **MATERIAL:** Grade 8 forged alloy steel, quenched and tempered.
- **INDIVIDUALLY MAGNAFLUX** crack detected.



Type Approved to DNV ST-0378,  
Certificate No. TAS000015G

Meets the following performance requirements:  
NORSOK R-002:2017  
EN1677-1

Click [here](#) for product information

### Metric Specifications

Part Code	Chain Size mm	WLL t	Mass kg
DA-018-07	7, 8	2.00	0.20
DA-018-10	10	3.15	0.40
DA-018-13	13	5.30	0.90
DA-018-16	16	8.00	1.50
DA-018-20	20	12.50	2.10

### Imperial Specifications

Part Code	Chain Size inch	WLL lbs	Mass lbs
DA-018-07	1/4 - 5/16	4,409	0.44
DA-018-10	3/8	6,944	0.88
DA-018-13	1/2	11,684	1.98
DA-018-16	5/8	17,637	3.30
DA-018-20	3/4	27,557	4.62

# Grade 8 Dacromet Corrosion Protection Connectors



The 8-M015 range of YOKE Grade 8 dacromet corrosion protection connectors are designed to protect the connector against the onset of corrosion in harsh environments.

## KEY FEATURES:

- **MATERIAL:** Grade 8 forged alloy steel, quenched and tempered.
- **INDIVIDUALLY MAGNAFLUX** crack detected.



## Metric Specifications

Part Code	Chain Size mm	WLL t	Mass kg
8-M015-07	7, 8	2.00	0.2
8-M015-10	10	3.15	0.3
8-M015-13	13	5.30	0.7
8-M015-16	16	8.00	1.1
8-M015-20	18, 20	12.50	1.7
8-M015-22	22	15.00	3.0
8-M015-26	26	21.20	4.6
8-M015-32	32	31.50	8.6

## Imperial Specifications

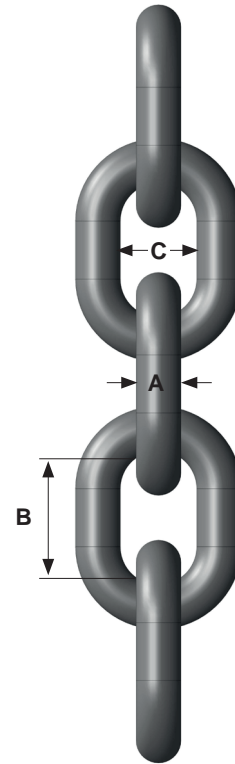
Part Code	Chain Size inch	WLL lbs	Mass lbs
8-M015-07	1/4 - 5/16	4,500	0.44
8-M015-10	3/8	7,100	0.66
8-M015-13	1/2	12,000	1.54
8-M015-16	5/8	18,100	2.42
8-M015-20	3/4	28,300	3.74
8-M015-22	7/8	34,200	6.61
8-M015-26	1	47,700	10.14
8-M015-32	1-17/64	72,300	18.95

Designed and manufactured in accordance with:  
BS EN1677-1

Click [here](#) for product information

## KEY FEATURES:

- **SPECIFICALLY MANUFACTURED** for use in extreme environments
- **RESISTS HYDROGEN EMBRITTLEMENT** and Hydrogen Assisted Stress Cracking (HASC).
- **ZINC-TOUGH™ TECHNOLOGY** coating gives corrosion resistance.
- **MAXIMUM STEEL HARDNESS** of  $\leq 38\text{HRC}$ .
- **TEMPERATURE RANGE** from  $-50^{\circ}\text{C}$  to  $200^{\circ}\text{C}$ .
- **IMPROVED TOUGHNESS** and ductility in extreme environments.



## Metric Specifications

Part Code	Chain Size A mm Nominal	Pitch B mm	C mm	WLL t	Mass kg
AS1.080.5.DNV	8	24.0	10.0	2.0	1.51
AS1.100.5.DNV	10	30.0	13.0	3.2	2.39
AS1.130.5.DNV	13	39.0	16.9	5.3	4.05
AS1.160.5.DNV	16	48.0	20.8	8.2	6.05
AS1.200.5.DNV	20	60.0	26.0	12.8	9.76
AS1.220.5.DNV	22	66.0	28.6	15.5	11.70
AS1.260.5.DNV	26	78.0	33.8	21.6	16.12
AS1.320.5.DNV	32	96.0	41.6	32.8	24.80

## Imperial Specifications

Part Code	Chain Size A inch	Pitch B inch	C inch	WLL lbs	Mass lbs/m
AS1.080.5.DNV	21/64	15/16	25/64	4,409	3.32
AS1.100.5.DNV	13/32	1-3/16	17/32	7,054	5.26
AS1.130.5.DNV	17/32	1-17/32	21/32	11,684	8.90
AS1.160.5.DNV	21/32	1-7/8	13/16	17,637	13.30
AS1.200.5.DNV	27/32	2-3/8	1-1/32	27,557	21.60
AS1.220.5.DNV	29/32	2-19/32	1-1/8	33,069	25.90
AS1.260.5.DNV	1-1/32	3-1/16	1-11/32	46,738	33.20
AS1.320.5.DNV	1-1/4	3-25/32	1-5/8	69,445	50.20



Based on  
Type Approval Nos. **TAS00013Y**  
and **TAS00001RH**

Click [here](#) for product information

# Grade 8 Shackle



## DA 808 Shackle

YOKE DA™ Shackles are manufactured to meet the requirements of DNV 2.7-1 and DNV 2.7-3 for offshore container lifting to fulfill the need for the critical requirements of charpy impact, strength and ductility.

### Lower Temperature Demand

YOKE DA™ Shackles are designed to withstand impacts in extreme environments up to maximum -40°C.

### Higher Safety Factors

YOKE DA™ Shackles have a design factor of 8 for Grade 8 shackles to enable them to operate in the harshest environments.

### DNV 2.7-1 Specified Test Certificate

Test certificate with material and manufacturing process specified in DNV 2.7-1 for complete traceability.

To perform in the harshest weather and roughest sea conditions, YOKE DA™ Shackles are specially designed, manufactured and tested for the operating in the offshore container industry.



**Type Approval No. TAS0000241**

**Designed and manufactured in accordance with:**

**DNV 2.7-1, DNV 2.7-3, EN 13889**

**BS EN ISO 10855-2 Portable Offshore Containers**

**U.S. Fed. Spec. RR-C-271F Type IVA, Grade A, Class 3**

**ASME B30.26**

Click [here](#) for product information

## Metric Specifications

Part Code	Size mm	WLL t	Mass kg
DA-808-13	13	2.00	0.4
DA-808-16	16	3.25	0.7
DA-808-19	19	4.75	1.0
DA-808-22	22	6.50	1.7
DA-808-26	26	8.50	2.4
DA-808-28	28	9.50	3.4
DA-808-32	32	12.00	4.8
DA-808-36	36	13.50	6.5
DA-808-38	38	17.00	8.8
DA-808-45	45	25.00	17.5

## Imperial Specifications

Part Code	Size inch	WLL lbs	Mass lbs
DA-808-13	1/2	4,409	0.9
DA-808-16	5/8	7,165	1.5
DA-808-19	3/4	10,471	2.2
DA-808-22	7/8	14,330	3.7
DA-808-26	1	18,739	5.3
DA-808-28	1-1/8	20,943	7.5
DA-808-32	1-1/4	26,455	10.6
DA-808-36	1-3/8	29,762	14.3
DA-808-38	1-1/2	37,478	19.4
DA-808-45	1-3/4	55,115	38.5

# William Hackett Offshore Swivel Hoist Ring

The William Hackett offshore swivel hoist ring has been designed for use in the harshest of environments. SUPPLIED FROM STOCK IN THE UK.

- All load bearing components are manufactured from alloy steel and quenched and tempered.
- Factor of Safety 4:1.
- All load rated components are magnaflux crack detected.
- Proof tested to 2.5 times the WLL.

## Material Properties

- L7 bolts maximum material hardness 32 HRc.
- Swivel hoist ring body and bail maximum material hardness 35-40 HRc.
- L7 bolts are charpy impact tested to 20 ft-lbs min. avg. at -150F.
- Body and bail are charpy impact tested to 31ft-lbs min. avg. at -4F.
- 100% MPI on all primary load bearing components.

## Surface Coating

- Swivel hoist ring body and bail: Geomet.
- L7 bolt: sheradised - BSEN ISO 17668: 2016.

## Sheradised Technology

The sheradising process is where a component is treated with a metallurgical zinc vapour diffusion for enhanced corrosion resistance and is commonly performed in a slowly rotating container to form sheradised layers.

## Benefits of Sheradised technology

- The low temperature application of the coating process does not have any effect on the hardness.
- Many coating processes such as galvanizing and electroplating bring with them the risk of embrittlement. This advanced technology poses a zero risk of hydrogen embrittlement.
- The zinc-iron alloy coating provides corrosion protection and resistance to pitting.
- The zinc layer is spark free providing an excellent bonding surface ideal for further coating.
- An abrasive resistant coating on average  $\geq$  to 15  $\mu$  thickness.
- The zinc vapour thermal diffusion process is environmentally friendly (a non-toxic, heavy metal free process).

Non-interference with non-destructive test methods such as Eddy current and magnetic particle testing.

## Optional Features

- Extended bolts and UNC threads on application.

Designed and manufactured in accordance with:  
EN1677-1.

Exceeds all the requirements of ASME B30.26.

L7 bolts manufactured to ASTM320/A320.

L7 bolts sheradised in accordance with BSEN ISO 17668:2016

Click [here](#) for product information



## Metric Specifications

Part Code	Thread M	WLL t	Approx Mass kg/M
		SF 4 :1	
OS-203-010	M12 x 1.75	1.05	1.70
OS-203-018	M16 x 2.00	1.80	1.80
OS-203-024	M20 x 2.50	2.40	1.80
OS-203-040	M24 x 3.00	4.00	4.20
OS-203-073	M30 x 3.50	7.30	6.60
OS-203-100	M36 x 4.00	10.00	15.00
OS-203-142	M42 x 4.50	14.20	16.00
OS-203-155	M48 x 5.00	15.50	16.00

# Grade 8 Eye Self Locking Hook



## DA Eye Self Locking Hook

### KEY FEATURES:

- **CHARPY CERTIFICATION** will be supplied for each individual forged component part of the hook at 42 joules (31ft. lbs.) at -20°C
- **MATERIAL:** Forged alloy steel, quenched and tempered
- **INDIVIDUALLY MAGNAFLUX** crack detected
- **DESIGNED WITH RECESSED TRIGGER** which ensures the locking mechanism is protected against inadvertent opening due to entanglement with any obstruction during lifting



Type Approval No. TAS000011K

Meets the following performance requirements:

NORSOK R-002: 2017

EN1677-3

Click [here](#) for product information

### Metric Specifications

Part Code	WLL t		Mass kg
	5 : 1	4 : 1	
DA-025-13	5.30	6.70	3.00
DA-025-16	8.00	10.00	5.80
DA-025-20	12.80	16.00	10.00
DA-025-22	15.20	19.00	12.50
DA-025-26	21.20	26.50	15.00
DA-025-32	26.20	32.80	26.00

### Imperial Specifications

Part Code	WLL lbs		Mass lbs
	5 : 1	4 : 1	
DA-025-13	11,600	14,700	6.60
DA-025-16	17,600	22,000	12.80
DA-025-20	28,000	35,000	22.00
DA-025-22	33,500	41,500	27.50
DA-025-26	46,500	58,000	33.00
DA-025-32	57,700	72,000	57.00

# Grade 8 Swivel Self Locking Hook



## DA Swivel Self Locking Hook

### KEY FEATURES:

- **CHARPY CERTIFICATION** will be supplied for each individual forged component part of the hook at 42 joules (31ft. lbs.) at -20°C
- **MATERIAL:** Forged alloy steel, quenched and tempered
- **INDIVIDUALLY MAGNAFLUX** crack detected
- **DESIGNED WITH RECESSED TRIGGER** which ensures the locking mechanism is protected against inadvertent opening due to entanglement with any obstruction during lifting
- **DESIGNED WITH BALL BEARING** to allow the hook to rotate 360° under load



Type Approval No. TAS000011K

Meets the following performance requirements:

NORSOK R-002: 2017

EN1677-3

Click [here](#) for product information

### Metric Specifications

Part Code	WLL t		Mass kg
	5 : 1	4 : 1	
DA-027N-13W	5.30	6.70	5.00
DA-027N-16W	8.00	10.00	6.00
DA-027N-20	12.80	16.00	13.00
DA-027N-22	15.20	19.00	20.00
DA-027N-26	21.20	26.50	32.70
DA-027N-32*	26.20	32.80	38.50

### Imperial Specifications

Part Code	WLL lbs		Mass lbs
	5 : 1	4 : 1	
DA-027N-13W	11,600	14,700	11.00
DA-027N-16W	17,600	22,000	13.00
DA-027N-20	28,000	35,000	29.00
DA-027N-22	33,500	41,500	44.00
DA-027N-26	46,500	58,000	72.00
DA-027N-32*	57,700	72,000	85.00


\*DA-027N-32 is not covered by DNV Type approval TAS000011K but is manufactured in accordance with the requirements of this type approval.

# ROV Anchor Shackle with Fishtail Handle and Safety Pin



## KEY FEATURES:

- **YOKE ROV SHACKLES** with the addition of shackle pins with a fishtail interface.
- **WLL** from 6.5t to 35t.
- **WORKING LOAD LIMIT** clearly embossed on every shackle.
- **PAINTED YELLOW** for superior visibility and shackle pins are galvanised.
- **FACTOR OF SAFETY:** 5:1
- **MAXIMUM PROOF LOAD** is 2 times the WLL.



## Metric Specifications

Part Code	Size mm	WLL t	Mass kg
8-941-22	22	6.5	1.5
8-941-26	26	8.5	2.7
8-941-28	28	9.5	3.2
8-941-32	32	12.0	4.3
8-941-36	36	13.5	5.4
8-941-38	38	17.0	7.4
8-941-45	45	25.0	12.8
8-941-50	50	35.0	18.2

## Imperial Specifications

Part Code	Size inch	WLL lbs	Mass lbs
8-941-22	7/8	14,330	3.3
8-941-26	1	18,739	5.9
8-941-28	1-1/8	20,943	7.0
8-941-32	1-1/4	26,455	9.5
8-941-36	1-7/16	29,762	11.9
8-941-38	1-1/2	37,478	16.3
8-941-45	1-3/4	55,115	28.2
8-941-50	2	77,161	40.0

Based on  
US Fed. Spec. RR-C-271F Type IVA, Grade A, Class 3  
ASME B30.26


Click [here](#) for product information

# ROV Anchor Shackle with D-Handle and Safety Pin



## KEY FEATURES:

- **YOKE ROV SHACKLES** with the addition of shackle pins with a D-link interface.
- **WLL** from 6.5t to 35t.
- **WORKING LOAD LIMIT** clearly embossed on every shackle.
- **PAINTED YELLOW** for superior visibility and shackle pins are galvanised.
- **FACTOR OF SAFETY:** 5:1
- **MAXIMUM PROOF LOAD** is 2 times the WLL.



## Metric Specifications

Part Code	Size mm	WLL t	Mass kg
8-951-22	22	6.5	1.5
8-951-26	26	8.5	2.6
8-951-28	28	9.5	3.2
8-951-32	32	12.0	4.2
8-951-36	36	13.5	5.3
8-951-38	38	17.0	7.3
8-951-45	45	25.0	12.7
8-951-50	50	35.0	18.1

## Imperial Specifications

Part Code	Size inch	WLL lbs	Mass lbs
8-951-22	7/8	14,330	3.3
8-951-26	1	18,739	5.7
8-951-28	1-1/8	20,943	7.0
8-951-32	1-1/4	26,455	9.2
8-951-36	1-7/16	29,762	11.7
8-951-38	1-1/2	37,478	16.1
8-951-45	1-3/4	55,115	27.9
8-951-50	2	77,161	39.8

Based on  
US Fed. Spec. RR-C-271F Type IVA, Grade A, Class 3  
ASME B30.26

Click [here](#) for product information

# ROV Anchor Shackle Safety Pin



## KEY FEATURES:

- **YOKE ROV SHACKLES** with the addition of captive ROV friendly pin.
- **WLL** from 6.5t to 35t.
- **WORKING LOAD LIMIT** clearly embossed on every shackle.
- **PAINTED YELLOW** for superior visibility and shackle pins are galvanised.
- **FACTOR OF SAFETY:** 5:1
- **MAXIMUM PROOF LOAD** is 2 times the WLL.



## Metric Specifications

Part Code	Size	WLL t	Mass kg
8-911-22	22	6.5	1.8
8-911-26	26	8.5	2.5
8-911-28	28	9.5	3.6
8-911-32	32	12.0	4.8
8-911-36	36	13.5	6.8
8-911-38	38	17.0	8.3
8-911-45	45	25.0	16.6
8-911-50	50	35.0	23.4

## Imperial Specifications

Part Code	Size inch	WLL lbs	Mass lbs
8-911-22	7/8	14,330	4.0
8-911-26	1	18,739	5.5
8-911-28	1-1/8	20,943	7.9
8-911-32	1-1/4	26,455	10.6
8-911-36	1-3/8	29,762	15.0
8-911-38	1-1/2	37,478	18.3
8-911-45	1-3/4	55,115	36.5
8-911-50	2	77,161	51.5

Based on  
US Fed. Spec. RR-C-271F Type IVA, Grade A, Class 3  
Click [here](#) for product information

# ROV Eye Sling Hook



## KEY FEATURES:

- **PAINTED YELLOW** to ensure ease of sight in water.
- **FACTOR OF SAFETY: 4:1**
- **MAXIMUM PROOF LOAD** is 2 times the WLL.



## Metric Specifications

Part Code	WLL t	Mass kg
8-921-03	3.0	1.0
8-921-05	5.4	2.1
8-921-07	7.0	4.0
8-921-11	11.0	7.0
8-921-15	15.0	9.4
8-921-22	22.0	18.6
8-921-30	30.0	31.2

## Imperial Specifications

Part Code	WLL lbs	Mass lbs
8-921-03	6,613	2.2
8-921-05	11,905	4.6
8-921-07	15,432	8.8
8-921-11	24,250	15.4
8-921-15	33,069	20.7
8-921-22	48,501	40.9
8-921-30	66,138	68.6

Based on  
ASME B30.26

Click [here](#) for product information

# ROV Shank Hook



## KEY FEATURES:

- **DESIGNED** specifically for ROV application.
- **INDIVIDUALLY STAMPED** with the safe working load.
- **FACTOR OF SAFETY:** 4:1
- **MAXIMUM PROOF LOAD** is 2 times the WLL.



## Metric Specifications

Part Code	WLL t	Mass kg
8-931-05	5.4	6.0
8-931-08	8.0	7.6
8-931-11	11.5	13.9
8-931-16	16.0	15.9
8-931-22	22.0	31.0
8-931-32	31.5	44.6

## Imperial Specifications

Part Code	WLL lbs	Mass lbs
8-931-05	11,905	13.2
8-931-08	17,637	16.7
8-931-11	25,353	30.6
8-931-16	35,274	35.0
8-931-22	48,501	68.2
8-931-32	69,445	98.1

Based on  
ASME B30.26

Click [here](#) for product information

# Snatch Block with Captive Shackle



## KEY FEATURES:

- **WLL:** 2 tonnes to 20 tonnes.
- **SAFETY FACTOR** 4:1
- **FATIGUE RATED** 20,000 cycles at 1.5 times the WLL.
- **SUPPLIED** with bronze bushings and grease fitting nipples for ease of use and extended shelf life.
- **PART NUMBER**, wire rope size and working load limit are marked on each block.



## Metric Specifications

Part Code	WLL t	Mass kg
8-501-02	2.0	3.8
8-501-04	4.0	6.2
8-501-08	8.0	13.2
8-501-0808	9.0	18.2
8-541-12	12.0	24.8
8-541-15	15.0	29.6
8-541-1510	15.0	42.7
8-541-1512	15.0	52.8
8-551-20	20.0	41.6
8-551-2010	20.0	52.4
8-551-2012-29	20.0	62.8

## Imperial Specifications

Part Code	WLL lbs	Mass lbs
8-501-02	4,409	4.4
8-501-04	8,818	13.0
8-501-08	17,637	28.7
8-501-0808	19,841	43.0
8-541-12	26,455	53.6
8-541-15	33,069	65.1
8-541-1510	33,069	94.8
8-541-1512	33,069	117.9
8-551-20	44,092	90.8
8-551-2010	44,092	119.0
8-551-2012-29	44,092	137.8

Meets or exceeds the requirements specified in ASME B30.26

ABS Type Approval Ref. TA1060896-PDA

Click [here](#) for product information

# Jaw + Jaw Contact Angular Swivel



## KEY FEATURES:

- **ZINC PLATED** for corrosion resistance and longer life. Angular Swivels are designed for low starting torque and high rotation speed, they are manufactured with grease fittings for superior performance.
- **100% MAGNAFLUX** crack detected.
- **SAFETY FACTOR 5:1**



## Metric Specifications

Part Code	Wire Line Size mm	WLL t	Mass kg
8-303-0075	6	0.75	0.5
8-303-015	10	1.5	0.9
8-303-03	13	3.0	2.3
8-303-05	16	5.0	4.4
8-303-085	19	8.5	7.6
8-303-10	22	10.0	19.5
8-303-15	25	15.0	21.7
8-303-25	32	25.0	39.5

## Imperial Specifications

Part Code	Wire Line Size inch	WLL lbs	Mass lbs
8-303-0075	1/4	1,653	1.1
8-303-015	3/8	3,306	2.0
8-303-03	1/2	6,613	5.1
8-303-05	5/8	11,023	9.7
8-303-085	3/4	18,739	16.8
8-303-10	7/8	22,046	43.0
8-303-15	1	33,069	47.8
8-303-25	1-1/4	55,115	87.0

Based on  
ASME B30.26

Click [here](#) for product information

# Eye + Eye Contact Angular Swivel



## KEY FEATURES:

- **ZINC PLATED** for corrosion resistance and longer life. Angular Swivels are designed for low starting torque and high rotation speed, they are manufactured with grease fittings for superior performance.
- **100% MAGNAFLUX** crack detected.
- **SAFETY FACTOR 5:1**



## Metric Specifications

Part Code	Wire Line Size mm	WLL t	Mass kg
8-306-0075	6	0.75	0.5
8-306-015	10	1.5	0.9
8-306-03	13	3.0	2.1
8-306-05	16	5.0	4.4
8-306-085	19	8.5	7.3
8-306-10	22	10.0	17.0
8-306-15	25	15.0	21.0
8-306-25	32	25.0	39.0

## Imperial Specifications

Part Code	Wire Line Size inch	WLL lbs	Mass lbs
8-306-0075	1/4	1,653	1.1
8-306-015	3/8	3,306	2.0
8-306-03	1/2	6,613	4.6
8-306-05	5/8	11,023	9.7
8-306-085	3/4	18,739	16.1
8-306-10	7/8	22,046	37.4
8-306-15	1	33,069	46.3
8-306-25	1-1/4	55,115	86.0

Based on  
ASME B30.26

Click [here](#) for product information

# Jaw + Eye Contact Angular Swivel



## KEY FEATURES:

- **ZINC PLATED** for corrosion resistance and longer life. Angular Swivels are designed for low starting torque and high rotation speed, they are manufactured with grease fittings for superior performance.
- **100% MAGNAFLUX** crack detected.
- **SAFETY FACTOR 5:1**



## Metric Specifications

Part Code	Wire Line Size mm	WLL t	Mass kg
8-304-0075	6	0.75	0.5
8-304-015	10	1.5	0.9
8-304-03	13	3.0	2.2
8-304-05	16	5.0	4.4
8-304-085	19	8.5	7.4
8-304-10	22	10.0	17.5
8-304-15	25	15.0	21.6
8-304-25	32	25.0	39.7

## Imperial Specifications

Part Code	Wire Line Size inch	WLL lbs	Mass lbs
8-304-0075	1/4	1,653	1.1
8-304-015	3/8	3,306	2.0
8-304-03	1/2	6,613	4.8
8-304-05	5/8	11,023	9.7
8-304-085	3/4	18,739	16.3
8-304-10	7/8	22,046	39.0
8-304-15	1	33,069	47.6
8-304-25	1-1/4	55,115	87.3

Based on  
ASME B30.26

Click [here](#) for product information

# Quad Pawl Technology

Innovation drives safety: Quad Pawl (QP) technology provides operators with increased levels of safety and better performance.

Quad Pawl (QP) technology is an innovative development that incorporates twin sets of double pawls working in sequence. The unique and patented design enhances the capability of the hoist by making it capable of finer movement and greater endurance, whilst at the same time making it safer by functioning normally without pawl springs.

The QP system was initially offered in the William Hackett SS-L5 QP lever hoist, and following demand for this model it is now available in the WH C4-QP chain hoist and WH L5-QP.

For further insight into Quad Pawl (QP) technology and how it works we have produced the following animations, click QR codes below to view  
- Safe just got safer!

SS-L5 QP



C4 QP



# William Hackett Chain Hoists



**WH C4 Chain Hoist**  
Available from 500kg to 50t



**WH ATEX-C4**  
Available from 500kg to 5t  
Larger sizes available upon request



**WH SS-C4 QP**  
Available from 500kg to 50t



**WH C4-QP**  
Available from 500kg to 50t

# William Hackett Chain Hoists

## KEY FEATURES:

- **LIGHT LOAD CAPABILITY:** tested and certified at 2% of the chain hoist rated capacity.
- **TWIN PAWL:** fitted as standard.
- **QUAD PAWL (QP):**
  - enhanced resilience to failure.
  - finer tolerance adjustment.
  - endurance tested to twice the industry norm.
- **SAFETY FACTOR:** 4:1.
- **SAFETY LATCHES:** hooks are fitted with heavy duty cast steel latches. The latch and hook tips are integrated creating a strong and robust hook closure.
- **HOOK OVERLOAD AND TRACEABILITY MARKS:** hooks have overload indicator marks either side of the hook throat (500kg to 10t). Batch code, manufacturer's mark and hoist working load limit on the bottom hook assembly for full traceability.
- **HAND CHAIN JOINER:** a unique hand chain joiner is used as a quick and secure method of joining the hand chain.
- **HOOK HOUSINGS:** secured with socket head cap screws/hex head bolts and nyloc insert locking nuts to allow full inspection.
- **FLEETING/CROSS HAULING:** independently tested and verified (Test Report 2550-7615) for fleeting or cross hauling applications at angles up to 45° from the vertical without deration of the WLL.
- **LOAD CHAIN:** fitted with load chain that fully complies with international standard BS EN818-7 Grade T (8). Corrosion protection for Grade 8 load chain, offered as standard in the SS-C4 QP and our ROV range of hoists. Optional for C4 QP, ATEX and Dual Speed hoists.
- **TEMPERATURE RANGE:** -20°C to +120°C depending on model.
- **PROOF TESTED:** 100% of hoists are proof tested to 1.5 times the WLL.
- **OPTIONAL EQUIPMENT:**
  - Overload limiter
  - Top and bottom hook with ball bearing adaptors.
- **MANUFACTURED** and proof tested in the UK.

The William Hackett C4 chain hoist range meets and exceeds the requirements of the following international standards:

British Standard BS EN13157:2004 + A1:2009  
 American Standard ASME B30.21-2014  
 Australian Standard AS1418.2-1997  
 South African Standard SANS 1594:2007  
 NORSOK R-002: 2017

Click [here](#) for product information

## WH C4

Part Code	WLL t	No. of Falls	Load Chain mm	Mass kg 3m HOL	Extra Weight per m kg
022.053	0.5	1	5 x 15	7.8	1.3
022.103	1.0	1	6 x 18	11.1	1.6
022.163	1.6	1	8 x 24	15.8	2.2
022.203	2.0	1	8 x 24	16.8	2.2
022.32D03	3.2	2	8 x 24	24.2	3.6
022.503	5.0	2	10 x 30	38.4	5.2
022.753	7.5	3	10 x 30	58.2	7.6
022/1003	10.0	4	10 x 30	68.9	9.5
022/1503	15.0	6	10 x 30	116.7	13.9
022/2003	20.0	8	10 x 30	149.5	19.0
022/3003	30.0	12	10 x 30	230.0	27.7
022/5003	50.0	20	10 x 30	750.0	45.8

## WH C4 QP

Part Code	WLL t	No. of Falls	Load Chain mm	Mass kg 3m HOL	Extra Weight per m kg
025.053	0.5	1	6 x 18	11.1	1.6
025.103	1.0	1	6 x 18	11.1	1.6
025.163	1.6	1	8 x 24	16.8	2.2
025.203	2.0	1	8 x 24	16.8	2.2
025.323	3.2	2	8 x 24	24.2	3.6
025.503	5.0	2	10 x 30	38.4	5.2
025.753	7.5	3	10 x 30	58.2	7.5
025/1003	10.0	4	10 x 30	68.9	9.5
025/1503	15.0	6	10 x 30	116.7	13.9
025/2003	20.0	8	10 x 30	149.5	19.0
025/3003	30.0	12	10 x 30	230.0	27.7
025/5003	50.0	20	10 x 30	750.0	45.8

## WH SS-C4 QP with AkzoNobel paint finish

Part Code	WLL t	No of Falls	Load Chain mm	Mass kg 3m HOL	Extra Weight per m kg
025.SS.053	0.5	1	6 x 18	11.1	1.6
025.SS.103	1.0	1	6 x 18	11.1	1.6
025.SS.163	1.6	1	8 x 24	16.8	2.2
025.SS.203	2.0	1	8 x 24	16.8	2.2
025.SS.32D03	3.2	2	8 x 24	24.2	3.6
025.SS.503	5.0	2	10 x 30	38.4	5.2
025.SS.753	7.5	3	10 x 30	58.2	7.5
025.SS.1003	10.0	4	10 x 30	68.9	9.5
025.SS.1503	15.0	6	10 x 30	116.7	13.9
025.SS.2003	20.0	8	10 x 30	149.5	19.0
025.SS.3003	30.0	12	10 x 30	230.0	27.7
025.SS.5003	50.0	20	10 x 30	750.0	45.8

## WH ATEX-C4

Part Code	WLL t	No. of Falls	Load Chain mm	Mass kg 3m HOL	Extra Weight per m kg
022.ATEX.053	0.5	1	5 x 15	7.8	1.3
022.ATEX.103	1.0	1	6 x 18	11.1	1.6
022.ATEX.203	2.0	1	8 x 24	16.8	2.2
022.ATEX.32D03	3.2	2	8 x 24	24.2	3.6
022.ATEX.503	5.0	2	10 x 30	38.4	5.2

# William Hackett Lever Hoists



## WH L4 Lever Hoist

Available from 800kg to 20t


Also available with shipyard hooks  
from 1.6t to 3.2t



## WH ATEX-L4

Available from 800kg to 10t

Larger sizes available upon  
request



## WH SS-L5 QP

Available from 800kg to 15t

# William Hackett Lever Hoists

## KEY FEATURES:

- **LIGHT LOAD CAPABILITY:** tested and certified at 2% of the lever hoist rated capacity.
- **TWIN PAWL:** fitted as standard.
- **QUAD PAWL (QP):**
  - enhanced resilience to failure
  - finer tolerance adjustment
  - endurance tested to twice the industry norm.
- **SAFETY FACTOR:** 4:1
- **SAFETY LATCHES:** hooks are fitted with heavy duty cast steel latches. The latch and hook tips are integrated creating a strong and robust hook closure.
- **HOOK OVERLOAD AND TRACEABILITY MARKS:** hooks have overload indicator marks either side of the hook throat (800kg to 10t). Batch code, manufacturer's mark and hoist WLL on the bottom hook assembly for full traceability.
- **HOOK HOUSINGS:** are secured with socket head cap screws/hex head bolts and nyloc locking nuts to allow full inspection.
- **FLEETING/CROSS HAULING:** independently tested and verified (Test Report 2550-7615) for fleeting or cross hauling applications at angles up to 45° from the vertical without deration of the WLL.
- **LOAD CHAIN:** fitted with load chain that fully complies with international standard BS EN818-7 Grade T (8). Corrosion protection for Grade 8 load chain, offered as standard in the SS-L5 QP. Optional for L5 QP and ATEX.
- **TEMPERATURE RANGE:** -20°C to +120°C depending on model.
- **PROOF TESTED:** 100% of lever hoists are proof tested to 1.5 times the WLL.
- **OPTIONAL EQUIPMENT:**
  - Overload limiter
  - Top and bottom hook adaptors
  - Travelling End Stop
- **MANUFACTURED** in the UK.

The William Hackett L4 and L5 lever hoist range meets and exceeds the requirements of the following international standards:

British and European Standard BS EN13157:2004 + A1:2009  
 American Standard ASME B30.21-2014  
 Australian Standard AS1418.2-1997  
 South African Standard SANS 1636:2-2007  
 NORSOK R-002: 2017

[Click here](#) for product information

## WH L4

Part Code	WLL t	No. of Falls	Load Chain mm	Mass kg 1.5m HOL	Extra Weight per m kg
033.080	0.8	1	5.6 x 17	6.2	0.7
033.160	1.6	1	7.1 x 21	9.6	1.1
033.320	3.2	1	10 x 30	15.5	2.2
033.630	6.3	2	10 x 30	27.0	4.4
033.900	9.0	3	10 x 30	38.3	6.6
033/1500	15.0	6	10 x 30	90.0	13.2
033/2000	20.0	8	10 x 30	195.0	19.2

## WH ATEX-L4

Part Code	WLL t	No. of Falls	Load Chain mm	Mass kg 1.5m HOL	Extra Weight per m kg
033.ATEX.075	0.8	1	5.6 x 17	6.2	0.7
033.ATEX.160	1.6	1	7.1 x 21	9.6	1.1
033.ATEX.320	3.2	1	10 x 30	15.5	2.2
033.ATEX.630	6.3	2	10 x 30	27.0	4.4
033.ATEX.1000	10.0	3	10 x 30	38.3	6.6

## WH SS-L5 QP

Part Code	WLL t	No. of Falls	Load Chain mm	Mass kg 1.5m HOL	Extra Weight per m kg
035.SS.080	0.8	1	5.6 x 15.7	5.9	0.7
035.SS.160	1.6	1	7.1 x 19.9	7.4	1.1
035.SS.320	3.2	1	10 x 28	13.7	2.2
035.SS.630	6.3	2	10 x 28	26.4	4.4
035.SS.1000	10.0	3	10 x 28	40.1	6.6
035.SS.1500	15.0	6	10 x 28	70.2	13.2

# William Hackett ROV SS-C4 QP Subsea Chain Hoist

In addition to the design and specification of William Hackett C4 chain hoists, the ROV SS-C4 QP includes the following:

- **TEMPERATURE RANGE:** -40°C to +140°C.
- **CORROSION PROTECTED:** AkzoNobel Interpon D1010 Premium is a high durability powder coating and is a multi-layer coating system incorporating a pre-treatment zinc phosphate primer that is applied prior to the application of the Interpon D1010 topcoat with maximum film integrity and resistance to colour change ensuring a long term corrosion protection.
- **NEUTRAL SALT SPRAY TEST TO ISO 9227:** Resistance against corrosion, blistering and coating adhesion integrity exceeding 1,500 hours according to ISO 9227. No corrosion creep more than 1.6mm from a scribed mark.
- **HYPERBARIC TESTED** at 3000 metre water depths.
- **FIXINGS AND FASTENERS:** all made from stainless steel.
- **OPTIONAL EQUIPMENT:** Hot stab / fishtail and torque buckets as well as bespoke fittings such as ROV shank hooks, shackles and sling hooks.
- **NEW:** Hand wheel for lift adjustments.
- **MANUFACTURED** and proof tested in the UK.

The William Hackett ROV SS-C4 QP chain hoist range meets and exceeds the requirements of the following international standards:

British Standard BS EN13157:2004 + A1:2009  
 American Standard ASME B30.16-2014  
 Australian Standard AS1418.2-1997  
 South African Standard SANS 1594:2007  
 NORSOK R-002: 2017

Click [here](#) for product information



Model shown is fitted with ROV compatible top and bottom hooks

Part Code	WLL t	No. of Falls	Load Chain mm	Mass kg 3m HOL	Extra Weight per m kg
022.R.320.H1.P	3.2	1	10.0	61.0	2.2
022.R.320.F1.P	3.2	1	10.0	41.0	2.2
022.R.500.H1.P	5.0	2	10.0	67.5	4.4
022.R.500.F1.P	5.0	2	10.0	47.5	4.4
022.R.1000. H1.P	10.0	4	10.0	117.0	8.8
022.R.1000. H1.P	10.0	4	10.0	97.0	8.8
022.R.1500. H1.P	15.0	6	10.0	158.0	13.2
022.R.1500. H1.P	15.0	6	10.0	139.0	13.2
022.R.2000. H1.P	20.0	8	10.0	225.0	17.6
022.R.2000. H1.P	20.0	8	10.0	205.0	17.6

# William Hackett Beam Clamps

## WH BC Fixed Jaw Super Clamp

Available from 2t to 15t



### Features and Benefits:

- Gusset jaws for maximum grip and stability.
- Dee shackle for easy hoist connection.
- Dee shackle pivoting allows use up to an angle of 45° to vertical.

## WH BC Fixed Jaw Super Clamp

Part Code	WLL t	Beam Range mm	Mass kg
027.200	2.0	76-190	4.0
027.320	3.2	76-190	8.0
027.320.E	3.2	127-350	11.5
027.400	4.0	150-254	11.0
027.500	5.0	76-190	10.0
027.500.E	5.0	150-305	15.0
027.600	6.0	203-457	18.8
027/1000	10.0	203-457	28.0
027/1500	15.0	203-457	49.5
027/1500.E	15.0	406-610	58.5

## WH UBC Universal Beam Clamp

Available from 2t to 10t



### Features and Benefits:

- Adjustable locking mechanism for rapid fixing to beam.
- Designed for use away from vertical.
- Low headroom.

## WH UBC Universal Beam Clamp

Part Code	WLL t	Beam Width mm	Mass kg
028.200	2.0	125-204	9.5
028.320	3.2	125-204	14.4
028.500	5.0	125-305	26.2
028.1000	10.0	125-305	38.5
028.1000.E	10.0	125-405	45.0

The William Hackett Beam Clamps meet and exceed the requirements of the following international standards  
British Standard BS EN13155: 2003 + A2: 2009 - Cranes - Safety – Non Fixed Load Lifting Attachments

Click [here](#) for product information

# Corrosion Protection Coatings Technology

**Corrosion Protected Load Chain and Marine Paint are further additions to the William Hackett hoisting range offering advanced corrosion protection**

## Corrosion Protection for Grade 8 Load Chain



### Key Features

- Highly effective anti-corrosion protection for grade 8 load chain
- No hydrogen embrittlement occurs in the application of corrosion protection.
- Free from harmful metals such as Cr-VI
- Dry film thickness 8 - 10 microns
- Corrosion resistance 1,000 hours according to ISO 9227 - Corrosion tests in artificial atmospheres - salt spray test
- Fully compliant with EN818-7

Offered as standard for the SS-C4 QP, SS-L5 QP and the ROV range of hoists.

Optional for the C4 QP, L5 QP, ATEX and Dual Speed hoist range.




## Marine Paint AkzoNobel Interpon D1010 Premium

### Key Features

- High durability powder coating with maximum film integrity and resistance to colour change ensuring a long term corrosion protection
- Resistance against corrosion, blistering and coating adhesion integrity exceeding 1,500 hours according to ISO 9227. No corrosion creep more than 1.6mm from a scribed mark.
- Multi-layer coating system
- For premium coating performance a pre-treatment zinc phosphate primer is applied prior to the application of the Interpon D1010 top coat
- AkzoNobel Interpon top coat dry film thickness 60 - 100 microns

Offered as standard for the SS-C4 QP and SS-L5 QP

# Notes





e: [liftingsales@williamhackett.co.uk](mailto:liftingsales@williamhackett.co.uk)

[www.williamhackett.co.uk](http://www.williamhackett.co.uk)

t: +44 (0)1665 604200 f: +44 (0)1665 604204

**William Hackett Lifting Products Limited**  
Oak Drive, Lionheart Enterprise Park Alnwick,  
Northumberland  
United Kingdom  
NE66 2EU